

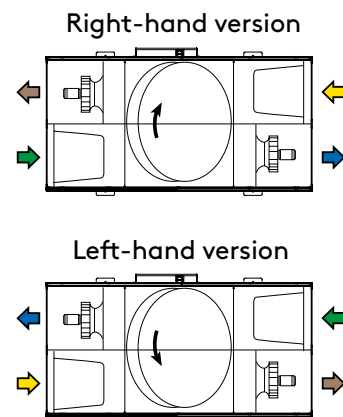
GOLD LP, sizes 05, 08

Installation/duct connection options

A: The air handling unit is supplied in the right-hand version. The unit can be changed to the left-hand version at the building site by making a simple adjustment in the control equipment.

Installation

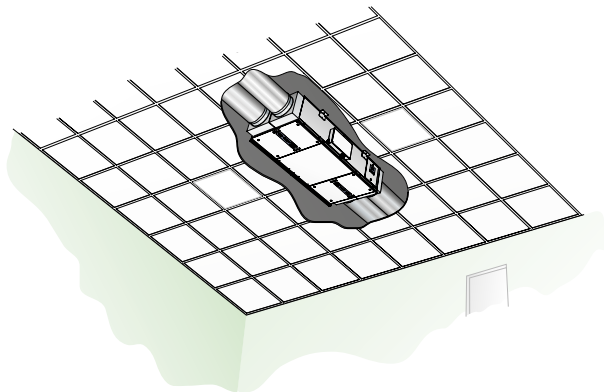
Thanks to its low installation height, the GOLD LP can be installed in false ceiling voids, horizontally in an attic space or in other confined spaces. In order to save floor space, the GOLD LP can also be mounted by a wall (a floor stand is available as an accessory) as an alternative to a conventional unit arrangement. If the unit is mounted on a wall, the electric equipment cubicle must always be located upwards.



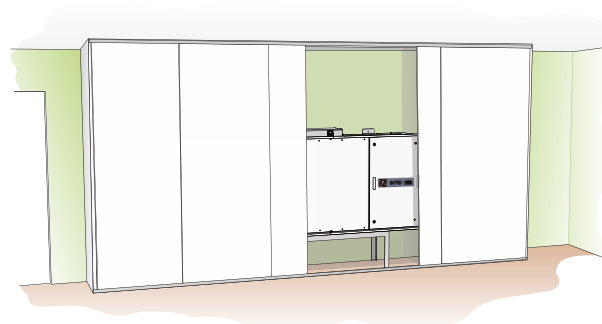
GOLD LP size	Length mm	Width ¹⁾ mm	Width 2 mm	Height mm	Weight kg	Duct connection mm	Airflow m ³ /s				Power connection
							Min	SFP _v ≤ 2.0 at 200 Pa	Max	Max Ecodesign	
05	2172	507	560	1171	247	454x400	0.08	0.41	0.53	0.50	1x230V, 10A
08	2370	582	635	1329	301	533x475	0.08	0.62	0.74	0.74	3x400V, 10A

¹⁾Refers to the width with the slide rails for the inspection doors removed.

Installation Examples



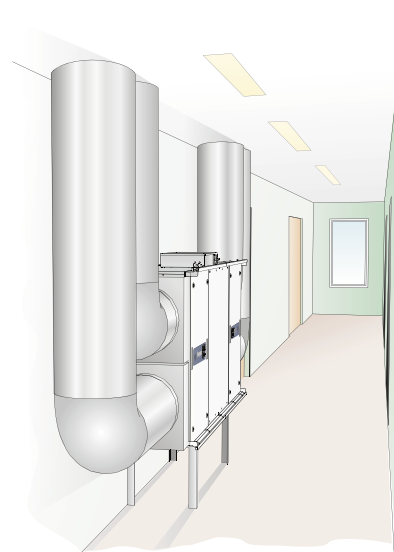
In suspended ceilings



In a closet



Visible on the ceiling



In a corridor