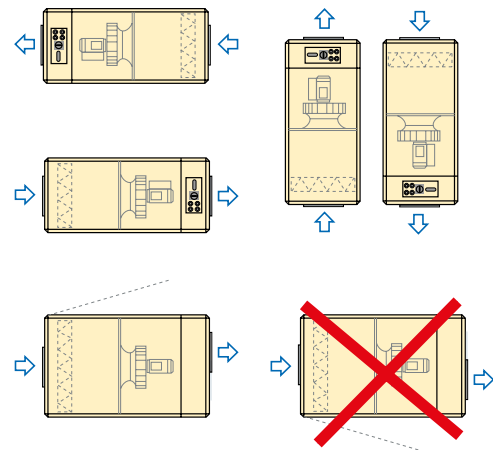


GOLD SD, size 04/05, 07/08

Installation/duct connection options

A: The air handling unit can be upended or turned upside down. The unit can also be installed with the inspection door upward, but not downward.

B: Specify: with or without end connection panel when placing orders.



Bottom beam/Base frame/Base

If the air handling unit is installed horizontally, it must be mounted on a bottom beam (option), stand (accessory) or some other form of base support, so that its inspection doors can be opened.

GOLD SD size	Length mm	Width mm	Height mm	Weight kg	Duct connection mm	Airflow m ³ /s				Power connection
						Min	SFP _v ≤ 1.0 at 200 Pa	Max	Max Ecodesign	
Fan + Filter										
04	1099	825	490	105-119	Ø 315	0.08	0.60	0.60	0.60	1x230V, 10A
05	1099	825	490	105-119	Ø 315	0.08	0.80	0.80	0.66	1x230V, 10A
07	1174	995	575	113-133	Ø 400	0.08	0.80	0.80	0.80	1x230V, 10A
08	1174	995	575	117-137	Ø 400	0.20	1.19	1.20	1.07	1x230V, 10A ¹⁾ 3x400V, 10A ²⁾

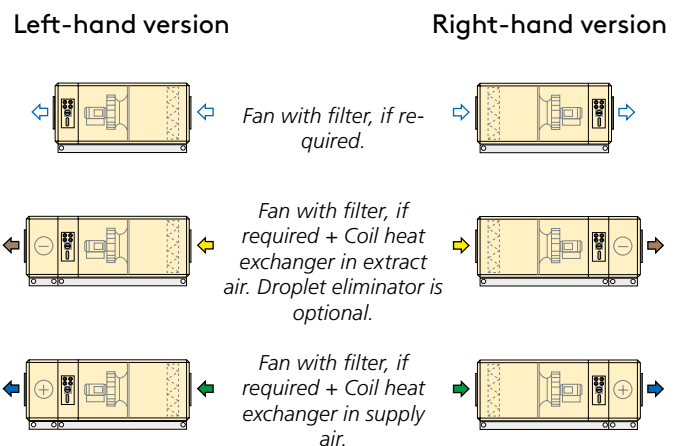
1) Capacity variant 1. 2) Capacity variant 2.

GOLD SD, size 11/12

Duct connection options

A: Specify left-hand or right-hand version when ordering.

B: Specify: with or without end connection panel when placing orders.



GOLD SD size	Length mm	The longest section when sectionalizing mm	Width mm	Height mm	Weight kg	Duct connection mm	Airflow m ³ /s				Power connection
							Min	SFP _v ≤ 2.0 at 200 Pa	Max	Max Ecodesign	
Fan + Filter + Coil heat exchanger											
11	2092	1404	1199 ³⁾	748	321-347	Ø 500	0.20	1.05	1.20	1.20	1x230V, 10A ¹⁾ 3x400V, 10A ²⁾
12	2092	1404	1199 ³⁾	748	332-358	Ø 500	0.20	1.20	1.80	1.41	3x400V, 10A

1) Capacity variant 1. 2) Capacity variant 2. 3) Coil Heat Exchanger width + 200 mm

GOLD SD, sizes 14/20,25/30,35/40,50/60,70/80, 100/120

Duct connection options

A: Specify left-hand or right-hand version when placing orders.

B: Specify: with or without end connection panel when placing orders.

C: Specify fan outlet for upward air discharge when placing orders (not applicable to outdoor units).

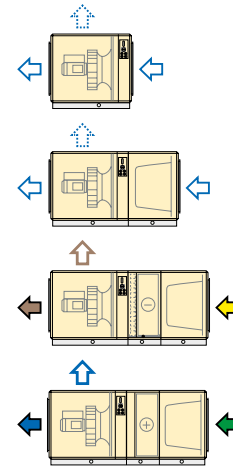
Delivery

The size 70/80 GOLD SD units are always supplied as one unit if they each consist of a fan or fan + filter. If it consists of fan + filter + coil heat exchanger, it is supplied as two units.

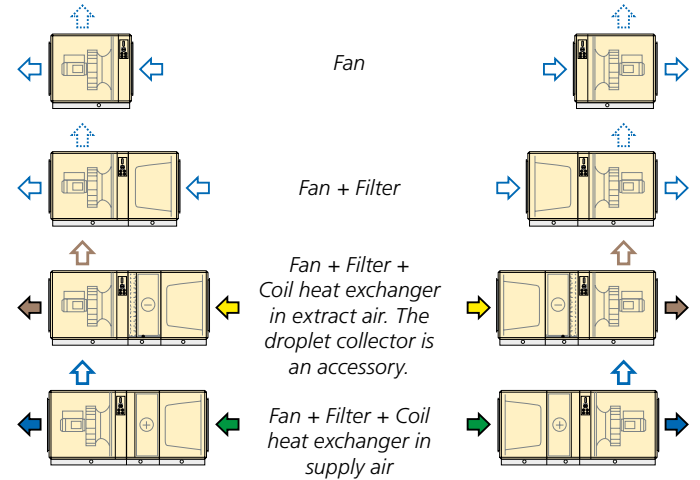
The GOLD SD 100/120 units are supplied as separate units for fan + filter + coil heat exchanger.

Units in the other sizes are always supplied as one unit.

Left-hand version



Right-hand version



GOLD SD size	Length mm	The longest section when sectionalizing mm	Width mm	Height mm	Weight kg	Duct connection mm	Airflow m ³ /s				Power connection	
							Min	SFP _v ≤ 2.0 at 200 Pa	Max	Max Ecodesign		
Fan + Filter + Coil heat exchanger												
14	2615	988	1400 ⁴⁾	906	480-518	1000x400	0.20	1.65	1.80	1.80	3x400V, 10A	
20	2615	988	1400 ⁴⁾	906	498-536	1000x400	0.30	2.10	2.80	2.25	3x400V, 10A	
25	2720	1093	1600 ⁴⁾	1126	626-678	1200x500	0.30	2.50	2.80	2.80	3x400V, 10A	
30	2720	1093	1600 ⁴⁾	1126	646-698	1200x500	0.50	3.19	4.00	3.47	3x400V, 10A	
35	2720	1093	1990 ⁴⁾	1226	793-861	1400x600	0.50	3.90	4.00	4.00	3x400V, 10A	
40	2720	1093	1990 ⁴⁾	1226	818-886	1400x600	0.75	4.00 ¹⁾ /4.60 ²⁾	5.00 ¹⁾ /6.00 ²⁾	4.92	3x400V, 10 ¹⁾ /16 ²⁾ A	
50	2687	1050	2318 ⁴⁾	1420	1093-1155	1600x800	0.60	5.00	5.60	5.60	3x400V, 10 ¹⁾ /16 ²⁾ A	
60	2687	1050	2318 ⁴⁾	1420	1133-1195	1600x800	1.00	6.50	8.00	6.99	3x400V, 16 ¹⁾ /25 ²⁾ A	
70	3452	1327	2637 ⁴⁾	1420	1563-1639	1800x1000	1.00	7.30	8.00	7.79	3x400V, 16 ¹⁾ /25 ²⁾ A	
80	3452	1327	2637 ⁴⁾	1420	1613-1689	1800x1000	1.50	8.00	12.00	7.86	3x400V, 25 ¹⁾ /40 ²⁾ A	
100	3396	1144	3340 ⁴⁾	1720	2187-2367	2400x1200 ³⁾	1.50	11.00	12.00	11.48	3x400V, 25 ¹⁾ /40 ²⁾ A	
120	3396	1144	3340 ⁴⁾	1720	2290-2501	2400x1200 ³⁾	2.50	11.70	18.00	12.69	3x400V, 40 ¹⁾ /63 ²⁾ A	

1) Capacity variant. 2) Capacity variant. 3) The dimensions of the duct connection on the units with a fan outlet for upward air discharge are 2500 x 800 mm. 4) Coil Heat Exchanger width + 200 mm